

100 THE COMPLETE SYSTEM OF

An early version of this dance was published in the 9<sup>th</sup> edition  
of "The Dancing Master", (1695)

Forerunner of Virginia Reel  
**SIR ROGER DE COVERLEY,**

OR

**THE FINISHING DANCE.**



THIS Dance was composed expressly for a finishing Country Dance, about 100 years ago, and derived its name from Addison's Sir Roger De Coverley; so frequently mentioned by him in his popular Essays in the Spectator, and is the only whole Dance given in this System. The Figures of which it is composed being permanent and unalterable, and thereby differing in its construction from all other Country Dances. It is capable of being performed by a whole set, however numerous; the top Lady and bottom Gentleman commencing the Dance by meeting in the centre, (see Diagrams) and has a tune bearing its name, composed expressly for it in  $\frac{3}{8}$ , which is given to enable the Dance to be performed more correctly. It is necessary, that the persons who are to perform this Dance, should place themselves very widely apart, and exactly opposite to each other, that the top Lady

le couples en set

(1708-1715)

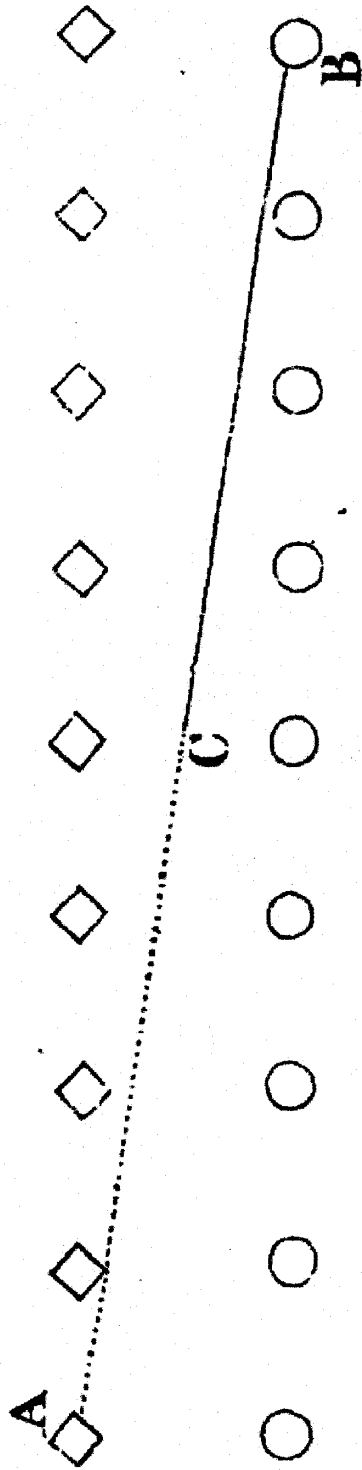
and bottom Gentleman may have sufficient space in which to perform the different Figures in the centre, and that the performers may with proper ease promenade and cross over, &c. and where the set is very numerous, it is allowed to the couple going down, to miss every alternate couple, so as to cross over two couple instead of one, and it must be observed, that in crossing over the Lady must pass in front of or before the Gentleman. At all Balls properly regulated, this Dance should be the finishing one, as it is calculated from the sociality of its construction, to promote the good humour of the company, and causing them to separate in evincing a pleasing satisfaction with each other.

LAST  
DANCE!  
☺

In sets of 6-8 couples

**Sir Roger De Coverley, or the finishing Dance.**

FIG. 1.

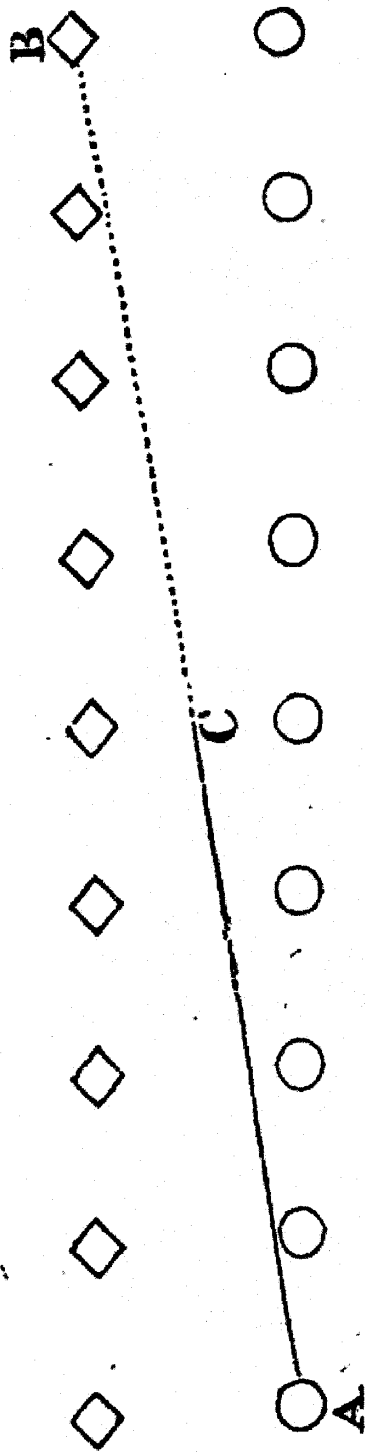


The top Lady at A and the bottom Gentleman at B advance and meet at C, and retreat to their places, the Lady to A and the Gentleman to B.

Top lady + bottom gentleman - meet in the middle, country + return to their place.

*Sir Roger De Coverley, or the finishing Dance.*

FIG. II.

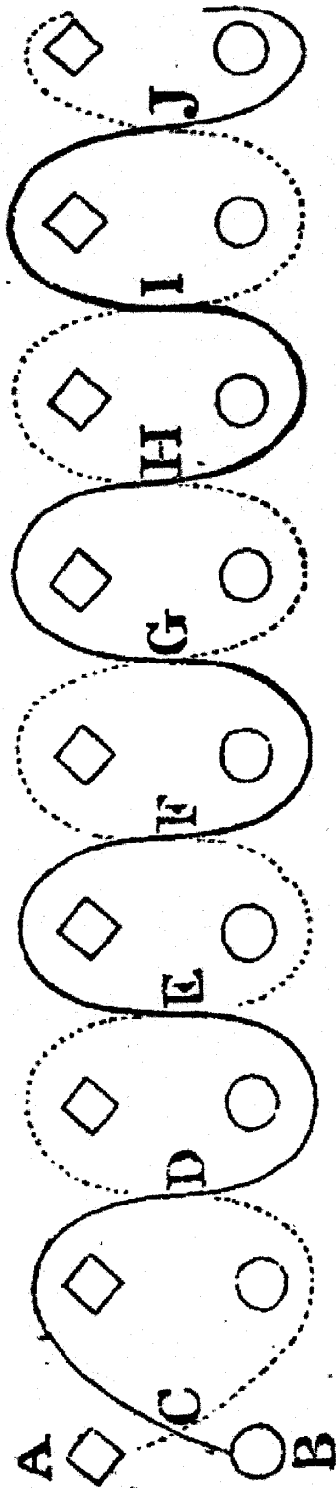


The bottom Lady at B and the top Gentleman at A, meet at C and retreat to their places; the top Lady and bottom Gentleman then advance to the same situation and turn with their right hands; the bottom Lady and top Gentleman do the same; the top Lady and bottom Gentleman then meet and turn with their left hands, the bottom Lady and top Gentleman do the same; the top Lady and bottom Gentleman then meet and turn with both hands; the bottom Lady and top Gentleman do the same; they then meet and allemande round each other, the bottom Lady and top Gentleman do the same.

- ① Bottom lady + Top gentleman meet in the middle + courtesy. Then return to their places.
- ② Top lady + bottom gent meet in middle, join right hands, turn all the way around, return to places. Bottom lady + top gent do the same.
- ③ Repeat #2 only turn w/ left hands.
- ④ Repeat #2 only w/ both hands.
- ⑤ Top lady + bottom gent meet in middle - go around each other (backs to each other) + return to places. Bottom lady + top gent do the same.

*Sir Roger De Coverley, or the finishing Dance*

FIG. III.



The top couple at A B pass each other at C and cross over every couple till they get to the bottom, they pass each other at D E F G H I J.

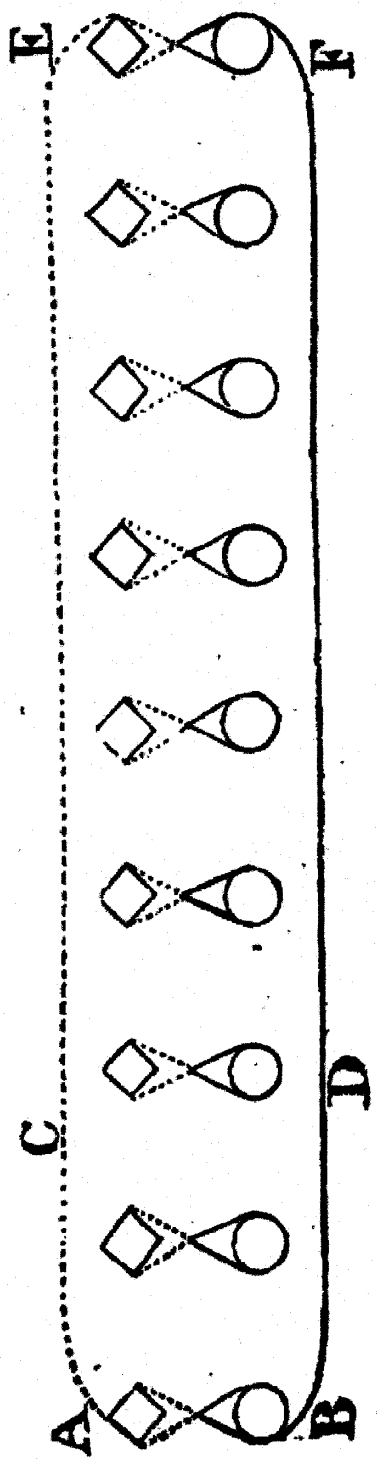
N. B. Should the set be very long, they may cross over every other couple, missing a couple each time.

Top couple passes each other, goes around the next person in line, crosses each other again, etc.

(We usually "strip the willow" - but in 18th c. they didn't.)

*Sir Roger De Coverley, or the finishing Dance.*

FIG. IV.



They now promenade up the centre from E F to A B, then cast off the Lady in the line C, and Gentleman in the line D, all the couples following them, beginning from the bottom, by which means they all regain their situations, except the couple which began the dance, who will be now at the bottom of the room.

N. B. This dance may be performed by any number of persons. It was not intended in this work to give any whole dances, but as this is so different in its movements from any other, the author thought proper to insert the whole of it.

*The top couple walks up the center from bottom to top.*

*The last couple follows the lead couple & casts 5 steps. Next to last following, etc.*

*When they reach bottom, they walk thru the couple + stop. So top couple must move up one step to keep the group in the right space.*

*The top couple is now the bottom, + 2nd couple is now the top.*